



ELS Dot

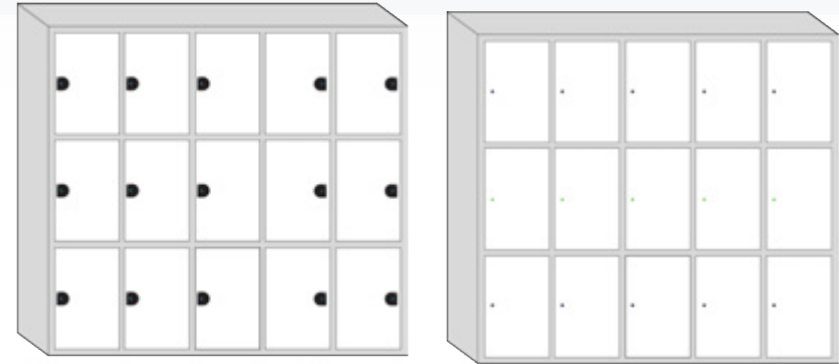
Storage locking system
Plug & Play (standalone)
Central unlocking

www.metraaus.com.au

METRA Electronic Locking Systems




ELS




ELS Dot

ELS Net



ELS Dot Net



METRA ELS Dot

(On-door unlocking)

ELS

ELS Dot

ELS Net

ELS Dot Net



Free choice of lockers

(Open doors = vacant locker)

Reader on each door

(Built-in RFID reader)
2 options (Dot, Office Dot)

RFID locker keys

(RFID wristband / card / tag) – ISO only

Up to 16 lockers in group

(1x locker controller RFID
+ 2x Link8 connection plates)

Left or right lock positioning


(Direction of locker door opening)

Offline or online

(Plug & Play + LMS software)

Applications

Wellness, spa, pools, waterparks, fitness, beaches,
hotels, amusement parks, golf courses, ski resorts,
hospitals, companies, schools, shopping malls...



Lock with on-door RFID reader (user interface)

ELS

ELS Dot

ELS Net

ELS Dot Net



RFID Reader positioned on EACH door

Built into lock strike
ISO type

Locker type

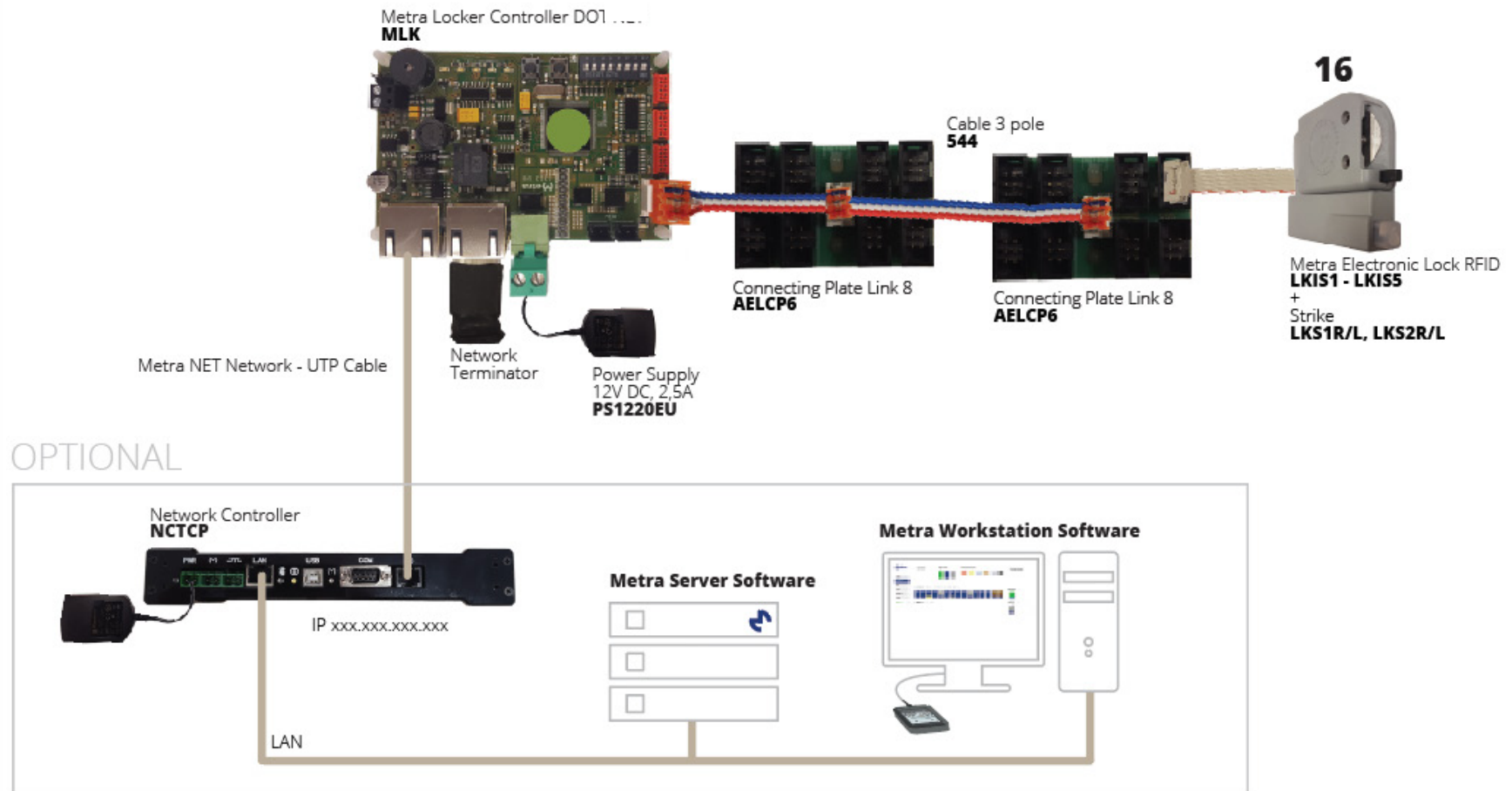
- Reader position (1 to 5)
- Different strike – depending on door material (HPL, metal)
- L or R position

Status indicators

- Open doors– vacant locker
- **Blue** light – occupied locker
- **Red** light – Alarm / wrong media
- **Yellow** light – jam/error

System Schematics

ELS
ELS Dot
ELS Net
ELS Dot Net



Configuration (self-assign)

ELS

ELS Dot

ELS Net

ELS Dot Net



- All vacant lockers are open
- Vacant locker is **self-assigned** - by a user
- To **self-assign** or **lock a locker**, user closes locker door and approaches media to METRA Dot Reader
- To **unlock a locker**, user presents his/her card to reader on locker door reader.
- Unlocked locker opens automatically (auto-open),
- Configuration **usually used for short-term use**, water park visitors, etc.

METRA Software

ELS
ELS Dot
ELS Net
ELS Dot Net

Locker management SW

Optional

- WEB based application
- Locker occupancy (colour status)
- Locker status history (log)
- Alarm notifications (on screen)
- Hijacking prevention (remote unlock)
- Master codes & RFID keys
- Operational data analysis (report)
- Operational parameters settings
- Multilingual user interface



Locker 19
ALARM
Locked/Unlocked: 6/6

Metra NET ID: 46
Location: (1,2) DEMO SW Screens
HW connector index: 1

Unlock Lock Change

Last Events

No.	Date & Time	Event	Event Mode	State Before	State After	Key Member ID	Title	First Name	Last Name
8566067	8.1.2014 10:33:18	90 ALARM	2	OCCUPIED	ALARM				
8566066	8.1.2014 10:32:55	30 Locking OK	0	VACANT	OCCUPIED				
8566065	8.1.2014 10:29:47	33 Locking failed	0	VACANT	VACANT				
8566064	8.1.2014 10:29:44	40 Unlocking OK	2	OCCUPIED	VACANT				
8566063	8.1.2014 10:29:43	30 Locking OK	0	VACANT	OCCUPIED				
8566062	8.1.2014 10:29:30	33 Locking failed	0	VACANT	VACANT				
8566061	8.1.2014 10:29:24	40 Unlocking OK	2	OCCUPIED	VACANT				
8566060	8.1.2014 10:29:24	490 Unlock request accepted							
8566059	8.1.2014 10:29:24	603 Unlocking request							
8566058	8.1.2014 10:29:14	30 Locking OK	0	VACANT	OCCUPIED				
8566057	8.1.2014 10:29:03	33 Locking failed	0	VACANT	VACANT				
8566056	8.1.2014 10:28:48	40 Unlocking OK	2	OCCUPIED	VACANT				
8566055	8.1.2014 10:28:38	30 Locking OK	0	VACANT	OCCUPIED				
8566054	8.1.2014 10:28:34	40 Unlocking OK	2	OCCUPIED	VACANT				
8566053	8.1.2014 10:28:30	30 Locking OK	0	VACANT	OCCUPIED				
8566052	8.1.2014 10:28:21	40 Unlocking OK	2	OCCUPIED	VACANT				

ALARM 19
DEMO SW Screens
8.1.2014 10:33:18



High-quality projects
completed for our valued
worldwide customers

www.metraaus.com.au

Kokpunkten, Sweden

ELS

ELS Dot

ELS Net

ELS Dot Net



- Integration with 3rd Party Access Control devices

ELS

ELS Dot

ELS Net

ELS Dot Net

Various installations, Australia

